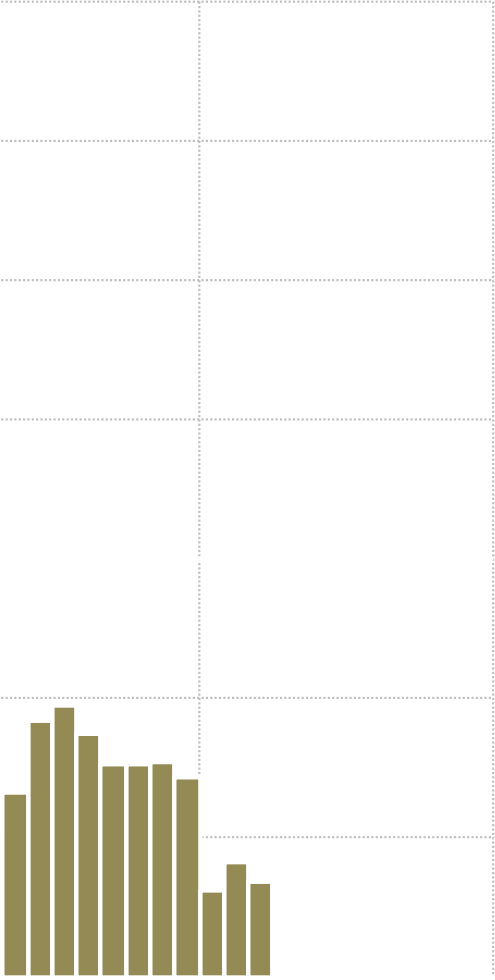



Contents

- 1 Trends in Old Corrugated Containers (OCC)
 - 2 Trends in Containerboard and Corrugated Board
 - 3 Rengo Group's Measures in FY2018
 - 4 Consolidated Statement of Income (YOY)
 - 5 Breakdown of Changes in Consolidated Operating Income (YOY)
 - 6 Detailed Consolidated Performance (YOY)
 - 7 Consolidated Balance Sheet
 - 8 Consolidated Statement of Cash Flow
 - 9 Consolidated Income Statement Forecast for FY2019 (YOY)
 - 10 Breakdown of Changes in Consolidated Operating Income Forecast (YOY)
 - 11 Major Financial Indicators
-


1. Trends in Old Corrugated Containers (OCC)



7. Consolidated Balance Sheet

8. Consolidated Statement of Cash Flow

(billion yen)




(billion yen)

FY2017

FY2018

Diff.



11. Major Financial Indicators

Nakanoshima Central Tower, 2-2-7 Nakanoshima, Kita-ku,

The description of the business plan and the financial forecasts is based on the information currently available.
Any forward-looking information is not a guarantee of future performance.